



Thank you for choosing this Transmitter Solutions product.
Please read this manual carefully before installing the product.

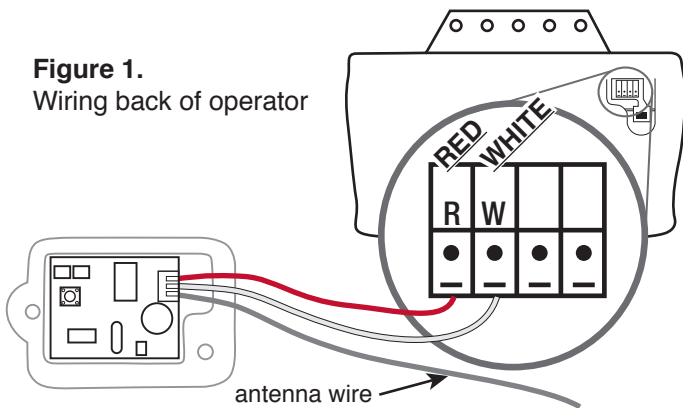
DESCRIPTION

The NANO433-GDO is the most space efficient, long range and easy to install solution for garage, commercial and automatic door applications. The ultra small receiver (3" x 2" x 0.75") operates at 433.92 MHz and employs the Keeloq code hopping-technology for secure activations. This solution will solve problems caused by radio frequency interference and stray signals. The receiver operates after simple learning the transmitter's signal through a simple procedure. This programming procedure eliminates the need to set dip switches and involves a simple press of the programming button located in the middle of the receiver.

INSTALLING

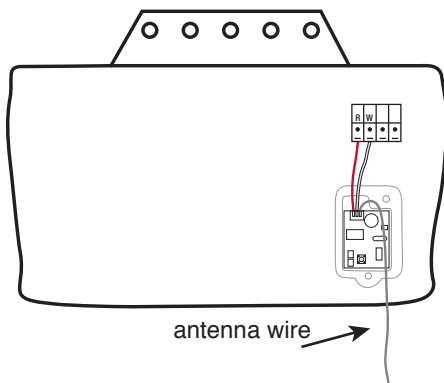
1. Disconnect power to operator.
2. Use stripped 7/16" (11 mm) of insulation from one end of bell wire and connect **white** wire to the W and **red** wire to the R. Wire into operator. See figure 1.
3. Install 2-sided tape, allowing 1/8" (3 mm) to protrude and place on operator with antenna wire hanging down. See figure 2.
4. Reconnect power to operator.

Figure 1.
Wiring back of operator

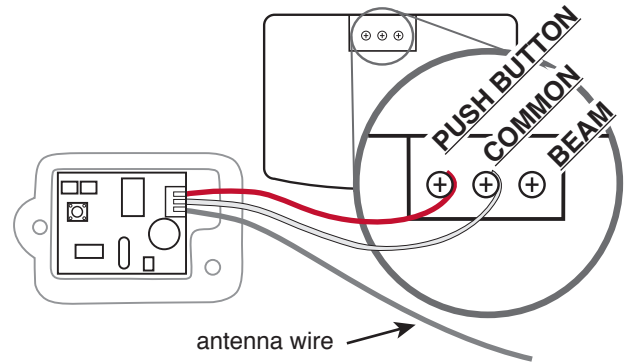


NOTE: Wait 1 minute before proceeding to program mode.

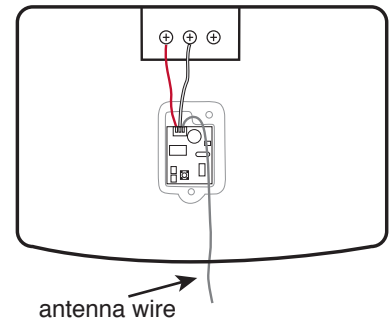
Figure 2.
Installing on back of operator



Alt Figure 1.
Wiring back of operator

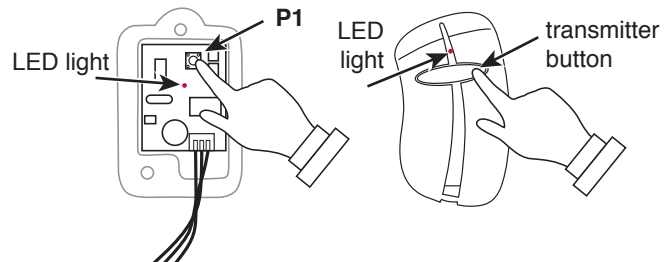


Alt Figure 2.
Installing on back of operator



PROGRAMMING

1. Keep P1 pressed down until the LED light illuminates.
2. Push the key of the transmitter to memorize. When the motor unit lights blink, it has learned the transmitter.



*Liftmaster, Genie and Linear are trademarks of their respective holders.

WARRANTY

The warranty period of this product is 24 months, beginning from the manufacturing date. During this period, if the product does not operate correctly, due to a defective component, the product will be repaired or replaced at the sole discretion of the producer. This warranty does not extend to the receiver case which can be damaged by conditions outside the control of the producer. NOTE: This product belongs to the electrical and electronic appliances within the Annexed 1A of the European Directive 2002/96/CE (RAEE). Do not discard with household refuse. Use the disposal methods in compliance with local regulations.



7380 S. Eastern Avenue, Suite 124-320 • Las Vegas, NV 89123
(866) 975-0101 * (866) 975-0404 Fax
www.transmittersolutions.com